

There is Undeniable Mathematical Evidence the Election is Being Stolen

By **The Red Elephants** - November 5, 2020

According to **CBS News**, President Trump does not plan to concede in the event that the media declares Joe Biden the winner of the election, and elected the 46th president of the United States. The Trump campaign and its top advisers called for multiple lawsuits on the grounds that the ongoing vote count would result in tallying illegally cast ballots.

The lawsuits will amount to an aggressive effort to highlight anomalies, statistical impossibilities, or other perceived problems that could affect vote counts before a final presidential winner is declared.

Many reporters at press conferences that took place in Arizona, Pennsylvania, and Michigan on Thursday asked his political appointees and supporters for evidence of the wide-scale problems they alleged occurred.

If it is just the mathematical evidence Americans are looking for, there is endless evidence. Here are just the facts.

Statistical Impossibilities in Wisconsin and Michigan:

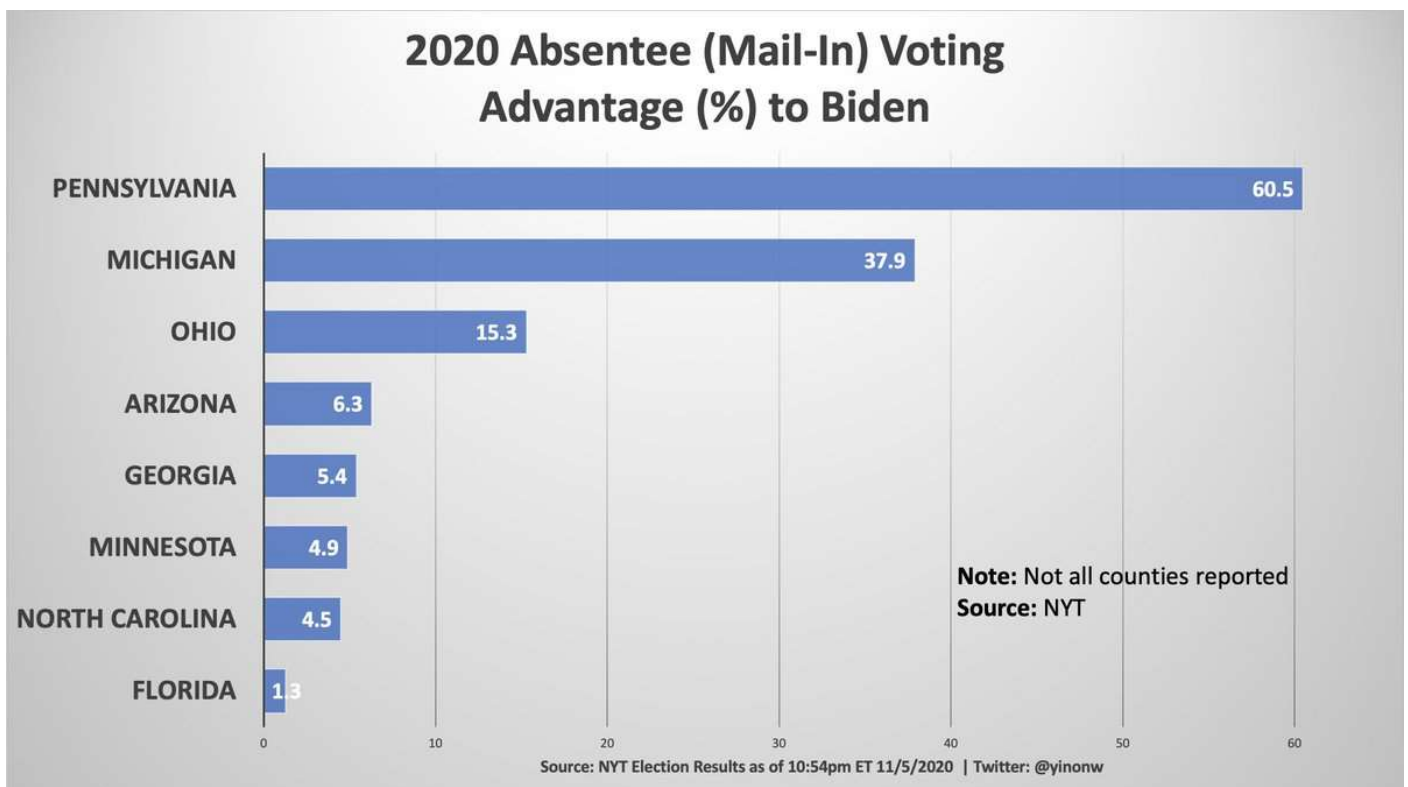
In Wisconsin, voter turnout matched the **record high** of 2004. The Wisconsin Elections Commission uses the estimated voting age population as the denominator when calculating

statewide voter turnout numbers. According to the Elections Commission, there was a 73 percent turnout in this Wisconsin election.

Turnout was 67 percent in 2016; 70 percent in 2012; 69 percent in 2008; and 73 percent in 2004. Apparently Joe Biden smashed Barack Obama's 2008 turnout in most places in the country.

In both Michigan and Wisconsin, several vote dumps occurred at approximately 4am on Wednesday morning, which showed that Joe Biden received almost 100 percent of the votes. President Trump was leading by hundreds of thousands of votes in both states as America went to sleep, and turnout in the state of Wisconsin seems to be particularly impossible.

With absentee ballots, former vice-president Joe Biden was also up 60 points in Pennsylvania and almost 40 points in Michigan According to the New York Times. Comparably, Biden was only up single digits in absentee voting in most other battleground states. Wisconsin has not yet been reported.



Elections officials in Michigan and Wisconsin could not explain Democratic presidential nominee Joe Biden's sudden and dramatic vote tally increase that occurred in both states Wednesday morning.

When asked at a Wednesday press conference how this occurred, Michigan Department of State spokesperson Aneta Kiersnowski told reporters "We cannot speculate as to why the results lean

one way or another.”

This is particularly concerning considering republicans led in mail-in ballots requested and mail-in and in-person ballots returned leading up to and at the start of election day.

According to **NBC News** on election day before the polls opened, In Michigan, Republicans led 41% to 39% in Mail-in Ballots requested. Republicans also led 42% to 39% with Mail-in and in-person ballots returned.

In Wisconsin on election day before the polls opened, Republicans led Mail-in Ballots requested 43% to 35%, and Mail-in and early in-person ballots returned 43% to 35%. Almost ALL of the ballots found, while most in the country were sleeping, after they officials stated they would stop counting, were for Joe Biden.

In Arizona where the election remains at a razor thin margin, and some analysts say might flip back to Trump, Republicans led there as well on election day.

Republicans led in mail-in ballots requested and mail-in and early early in-person ballots returned at by an even bigger percentage in Georgia than Arizona.

Some statistically savvy observers noticed other mathematical flaws, as random numbers in statistics should follow a pattern in their distribution. If the numbers are falsified, it is easy to detect.

Okay, working with some more reliable sources now: Biden had 49,000 votes posted on the City of Milwaukee website as of 4 AM Wednesday (<https://t.co/ToBWG58yXv>) and 194,000 votes as of 3 PM Wednesday. 102 wards added more than 500 votes, 16 added more than 1000. State margin 20k <pic.twitter.com/3yzpYSEJ0q>

— Spotted Toad (@toad_spotted) November 5, 2020

The increase in Democrats relative to Republicans was significantly higher when the Democrat was doing worse overall in early counting. Within each ward, late votes broke heavily to the Democrat in exactly the races where they are likely to affect the result.

Indeed, the increase in Democrats relative to Republicans is significantly higher when the Democrat is doing worse overall in early counting. Within each ward, late votes break more heavily to Democrat in exactly those races where they are likely to affect the result.

(34/N) <pic.twitter.com/Ryo2m91PH1>

— Shylock Holmes (@shylockh) November 7, 2020

Fast Arriving Pennsylvania Ballots

Ballots in Pennsylvania also seem to be arriving before they're sent out, arriving the same day, or arriving just one day after being mailed out. A data analyst explains that there are so called "fast traveling" ballots appearing. Their distribution is skewed towards mail in applications compared to the rest which are skewed towards online applications. He plotted BallotSentDate vs BallotReturnedDate. And added (BallotReturnedDate vs BallotSentDate) on the same plot which gave a straight line (1:1). Everything below this line traveled back in time.

If only look at those "suspicious" mail-in ballot – most of them come from Philadelphia and Lehigh, around 44%

There is a difference in percentage of 'suspicious' ballots by mail application type. OLMAILV- This is a mail ballot application that was submitted online. MAILIN-This is a mail-in ballot application. 'Suspicious' ballots have higher ratio of Mail-In compared to Online than normal ballots. You would expect that under normal circumstances, and if there is a perfectly legal explanation for the 'suspicious ballots,' the turnaround time should not depend on how the ballot was requested? Also, table above is colored by %age for "% of Total(Y)" – Y for 'suspicious.'

If only look at those "suspicious" mail-in ballot – most of them come from PHILADELPHIA and LEHIGH – around 44% pic.twitter.com/Xw1L5PMaI5

— V_C_435 (@VC4351) November 9, 2020

Here is the percent of "suspicious" ballots vs age by county. In red are the three counties where ballots for older people get more suspicious, the blue is for younger people. Green and Lehigh are record breaking for percentage of suspicious ballots, both skewed towards older people.

Sworn Affidavits and Testimonies of Fraud

A new elections lawsuit filed in Michigan on Sunday alleges massive voter fraud in vote-counting procedures in Wayne County, a Democratic stronghold and home to the city of Detroit.

Witnesses filing sworn affidavits under oath allege that Wayne County elections officials encouraged fraud, including changing legal names and dates on ballots, ballot-harvesting, voter intimidation, and preventing poll watchers from challenging irregularities in the vote-counting process.

“This type of widespread fraud in the counting and processing of voter ballots cannot be allowed to stand. Michigan citizens are entitled to know that their elections are conducted in a fair and legal manner and that every legal vote is properly counted,” said David A. Kallman, an attorney with the Great Lakes Justice Center.

Read this sworn affidavit from GOP poll challenger, and former Assistant AG for Michigan, Zachary Larsen, on the alleged fraud he observed in Detroit. This is Third World stuff, and every American should be outraged if these allegations are true <https://t.co/63nLXJxAZFpic.twitter.com/9WbamMw4Yc>

— Benjamin Weingarten (@bhweingarten) **November 9, 2020**

There are several sworn testimonies and witness accounts from election or postal workers, who claim that fraud was being engaged in and ballots were being wrongly discarded.

This Breakdown is From **Ideas and Data**:

Another portion of the sworn statements from Detroit indicate that several boxes of ballots were brought in through the back door of the TCF center at 9pm on Wednesday. Despite election rules clearly stating that all ballots needed to be inputted into the system by 9pm on Tuesday, November 3rd, election workers inputted the entire batch into the QVF system and manually added each voter to the list after 9pm.

Here's some more of the shenanigans detailed in a lawsuit coming out of Detroit on raft of alleged fraudulent actions observed during election night count. What does Joe Biden have to say about these allegations? Are these witnesses Russian traitors too? <https://t.co/JPrGh4uNo6>
pic.twitter.com/5tk8feDD54

— Benjamin Weingarten (@bhweingarten) [November 9, 2020](#)

The sworn affidavit states that the vast majority of these ballots were from people that were born on January 1st, 1900. This would make the 'voters' all almost 121 years old.

An alleged picture of these names in the system was taken by an observer who was later kicked out for photography.

When searching for one specific name, Paul Jones, official Michigan residents data shows a man born in 1966. A question many internet sleuths have asked, is could this be the same Paul Jones, or his relative?

A sworn affidavit from Detroit indicates the date of 1/1/1900 was likely a birthdate that was input into the system for other names in the qualified voter file who were not voting this election.

Another part of the statement claims election workers assigned ballots to random names already in the Qualified Voter File to people who haven't voted in the 2020 election. The sworn statement alleges that election workers systematically used false information in order to be able to process the absentee ballots, such as false birthdays.

"Election workers assigned ballots to random names already in the QVF to a person who had not voted. Defendants systematically used false information to process absentee ballots, such as using incorrect or false birthdays. Many times the election workers inserted new names into the QVF after the election and recorded these new voters as having a birthdate of 1/1/1900"

Could this be the reason the Birthdate of January 1st, 1900 appears?

Massive Enthusiasm Gap:

Joe Biden with almost record low enthusiasm, underperformed across many major cities compared to Hillary Clinton in 2016.

In New York City, Chicago, and Miami, he was down 201,408, 260,835, and 6,945 respectively.

However, in the states Biden needed to overtake Trump in 2020, he gained massively. According to the Associated Press vote total data, in Atlanta, Milwaukee, and Pittsburg, he was up 76,518, 67,630, and 29,150 respectively.

According to **polling**, The difference in enthusiasm for the candidates is significant. Trump leads 52.9 percent to 45 percent among the 51.2 percent of registered Rust Belt voters who say they are “Extremely Enthusiastic” about voting for their preferred candidate. Among likely voters who are extremely enthusiastic, the president enjoys a double-digit advantage—60.5 percent to 44.9 percent.

Less than half of the supporters of former vice president Joe Biden, (46.9 percent) said they were voting for Joe Biden because they like the candidate. Approximately 8 in 10 voted for President Trump because they wanted his as President.

Pennsylvania Chaos:

In Pennsylvania, Trump led by almost 800,000 votes on election night after most Americans headed to bed. Over the course of the last 72 hours, President Trump’s lead shrunk to less than a 95,000 vote lead in the keystone state, and then Joe Biden took the lead.

Over the past couple of days, batches of votes started flowing into the final tally, mostly in favor of Joe Biden. Five Thirty Eight reported recently that “Two more batches of Pennsylvania vote were reported: 23,277 votes in Philadelphia, all for Biden”

The Pennsylvania Democratic Party predicted the remaining 580,000 uncounted mail-in ballots will go resoundingly for Joe Biden, projecting that the former vice president will carry the state by about 175,000 votes.

“Based on the Party distribution of the ballots cast in each county, we believe that 75% of the remaining ballots will go to Joe Biden,” state Sen. Sharif Street wrote in a statement. “We project Biden will win by about 175,000 votes.”

Biden is only leading in Pennsylvania by just a few thousand votes.

According to [Politico](#), it was the ballots found in postal facilities that put Biden over the top in Pennsylvania. Postal workers found more than 1,000 ballots in Philadelphia facilities Thursday and 300 in Pittsburgh. The Philadelphia and Pittsburgh ballots were part of more than 2,000 ballots discovered in dozens of postal facilities across the two states and expedited to election officials, pursuant to a judge’s court order.

For what it’s worth, there also happens to be a record number of 90-year-olds registered to vote in one year, than at any point in Pennsylvania history.

A Pennsylvania mail carrier said in a [sworn affidavit](#) that he was ordered to collect and submit late ballots. He said supervisors then backdated them so that they appeared to be mailed in time.

“Postmaster Rob Weisenbach directed my co-workers and I to pick up ballots after Election Day and provide them to him,” Mr. Hopkins said in an affidavit. “As discussed more fully below, I heard Weisenbach tell a supervisor at my office that Weisenbach was back-dating

the postmarks on the ballots to make it appear as though the ballots had been collected on November 3, 2020 despite them in fact being collected on November 4 and possibly later.”

Confirmed Errors:

On election day, there were several confirmed reporting errors that were fixed upon being revealed by journalists as they watched the numbers roll in.

Arizona

In Arizona according to Politico, An error found in Edison Research data that was identified by a journalist showed that 98% of the vote had been counted in Arizona when in fact only 84% of the vote had been counted. Officials corrected this mistake when it was pointed out.

Georgia

In Georgia, Voters were unable to cast machine ballots for a couple of hours in Morgan and Spalding counties after the electronic devices crashed, state officials said.

The companies “uploaded something last night, which is not normal, and it caused a glitch,” said Marcia Ridley, elections supervisor at Spalding County Board of Election. That glitch prevented poll workers from using the pollbooks to program smart cards that the voters insert into the voting machines.

“That is something that they don’t ever do. I’ve never seen them update anything the day before the election,” Ridley said. Ridley said she did not know what the upload contained.

Michigan

There was also something suspicious about the vote reporting in Antrim County, Michigan, where Trump beat Hillary Clinton by 30 points in 2016. Initial vote totals there showed Biden ahead of Trump by 29 points, a result that can’t possibly be accurate, as plenty of journalists noted.

When NY Times journalist pointed this out on Twitter, they corrected this and called this an ‘error.’

Antrim County, Michigan makes no sense. pic.twitter.com/Gg4ktmLV0h

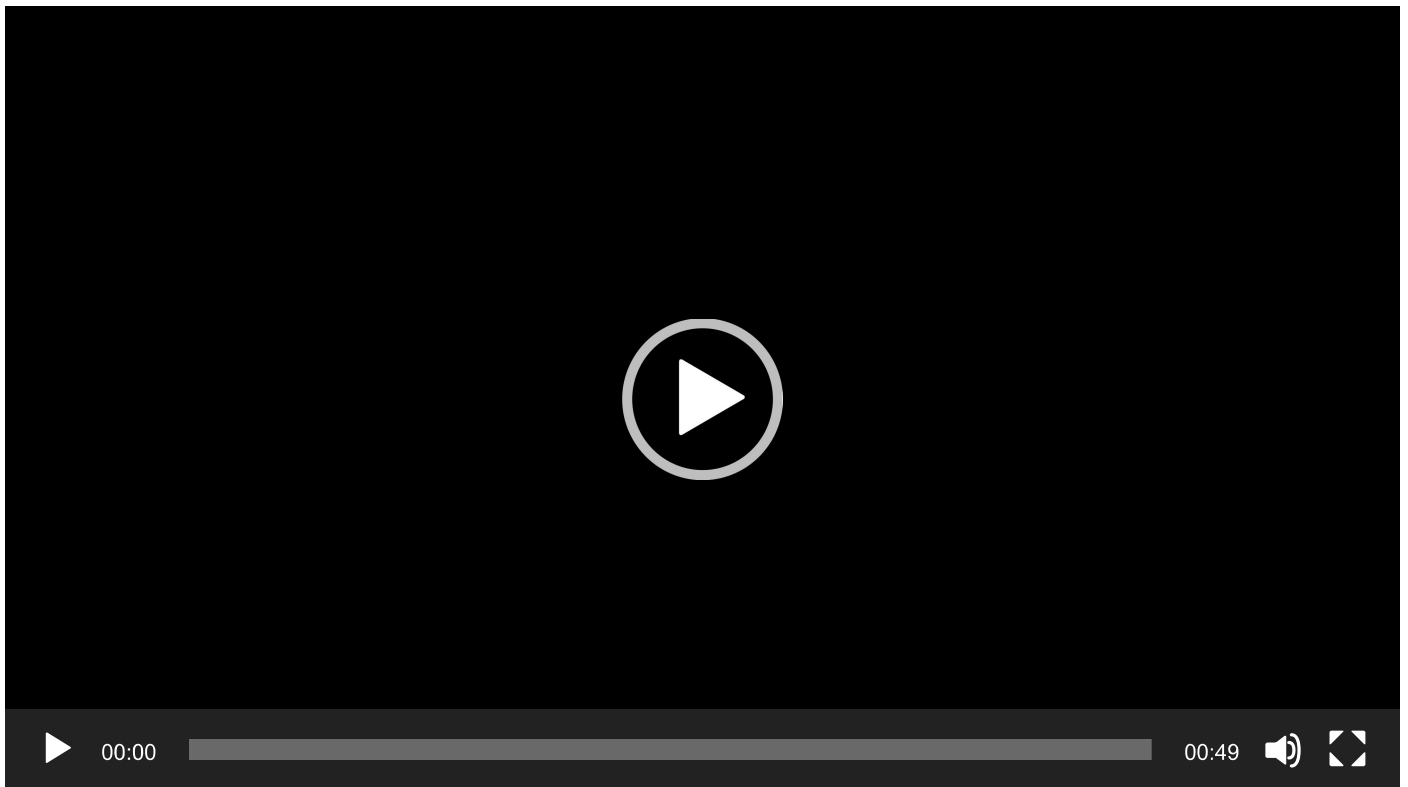
— Ben Rothenberg (@BenRothenberg) November 4, 2020

According to the [Detroit Free Press](#), a USA Today affiliate, officials investigated the wonky election results in Antrim County.

Antrim County Clerk Sheryl Guy said results on electronic tapes and a computer were somehow scrambled after the cards were transported in sealed bags from township precincts to county offices and uploaded onto a computer.

In 2016, Trump won Antrim County with about 62% of the vote, compared with about 33% for Democrat Hillary Clinton. Trump beat Clinton by about 4,000 votes.

Wednesday morning, Antrim results showed Democrat Joe Biden leading Trump by slightly more than 3,000 votes, with 98% of precincts reporting.



More in Michigan

In Oakland County's 15th county commission district, a [fixed computer glitch](#) turned a losing Republican into a winner. A computer error led election officials in Oakland County to hand an upset victory Wednesday to a Democrat, only to switch the win back to an incumbent Republican a day later. The incumbent, Adam Kochenderfer appeared to lose by a few hundred votes, an outcome that seemed odd to many in his campaign. After the apparent computer error was found and fixed, Kochenderfer ended up winning by over 1,000 votes.

There were many other confirmed errors, including in Virginia where 100,000 extra votes were tallied for Joe Biden, and more may be revealed as the weeks go on.

There were also many processing delays, specifically in Fulton county Georgia where a pipe suddenly burst in the processing center.

On November 4th, at approximately 6:07 a.m., the staff at State Farm Arena notified Fulton County Registration and Elections of a burst pipe affecting the room where absentee ballots were being tabulated.

As of 7 p.m. on Wednesday Fulton County Elections officials said 30,000 absentee ballots were not processed due to a pipe burst. Officials reassured voters that none of the ballots were damaged and the water was quickly cleaned up.

But the emergency delayed officials from processing ballots between 5:30 a.m. and 9:30 a.m.

Biden's Vote Tallies Supposedly Violate Benford's Law:

Some data scientists allege that Biden's Vote **Tallies** in some parts of the country violate Benford's Law. All of the other candidates' tallies follow Benford's law across the country, except for Biden when he gets into some tight races. Benford's law is one accepted test for catching election fraud, used by the **State Department** and forensic accountants.

Walter Mebane stated Monday that some data is in fact inconsistent, but cautioned analyzing before all vote tallies have been concluded.

Analysts previously ran the data with Allegheny absentee ballots specifically, using the Mebane 2nd digit test with Trump vs Biden. In Trump's there were only 2 deviations but

neither were significant at the 5% level.

For Biden in Allegheny absentee ballots, there are multiple significant deviations. For Trump, none of the deviations are significant at the 5% level.

Walter Mebane **weighed in** on the second digit analysis in a paper. He claims that Fulton county Georgia has inconsistent second digits for Democrats, but does not provide a statistical analysis as he claims he is lacking precinct data. Mebane also mentioned Chicago was inconsistent as well. He evaluated Milwaukee County and Allegheny County (not absentee ballots) and concluded that second digit distribution is consistent with Benford's law.

Mebane's final verdict regarding the elections in these and other jurisdictions is that analysts "should await the final production of completed vote counts and should draw on additional information about election processes that go beyond mere vote count data."

Senate and House Races Compared to Presidential Seem Curious

Others have taken a look at ballot numbers in important states with no down-ballot votes, versus states that are not swing states, and noticed a disturbing trend.

In Michigan, Trump received 2,637,173 votes while the GOP senate candidate received 2,630,042 votes. The difference here is only 7,131 which is not far off from what we see historically. In the same state, Joe Biden received 2,787,544 votes while the Democratic senate candidate received 2,718,451. The difference is 69,093 votes which is much higher than the historical norm.

In Georgia, it's even worse. President Trump gained 2,432,799 votes, while the GOP Senate candidate tallied 2,433,617 votes. This is a difference of only 818 votes. Joe Biden in contrast gained 2,414,651 votes, while his Democratic Senate candidate tallied 2,318,850 votes. This is a difference of 95,801 votes.

In many counties and states across the country, including in those called for Biden or where Trump is now trailing, Republicans substantially overperformed what was projected. NBC estimates Republicans may ultimately end up gaining as many as eight seats.

In Cuyahoga, Ohio, Joe Biden only had a net gain of 4,000 votes compared to Hillary Clinton's 2016 performance, yet at the same time had a net gain of almost 70,000 in Wayne County Michigan. Numbers like this are unprecedented and highly questionable. Some economists have even expressed their confusion regarding what happened in Wayne county and Milwaukee in the dead of night.

Joe Biden apparently ended up with millions more votes than Barack Obama received in his historic 2008 election where he ended up with 365 electoral votes, winning Florida, North Carolina,

and even Indiana. This is even with millions more votes to be counted yet in 2020.

Former Politicians of Blue Cities Chime In:

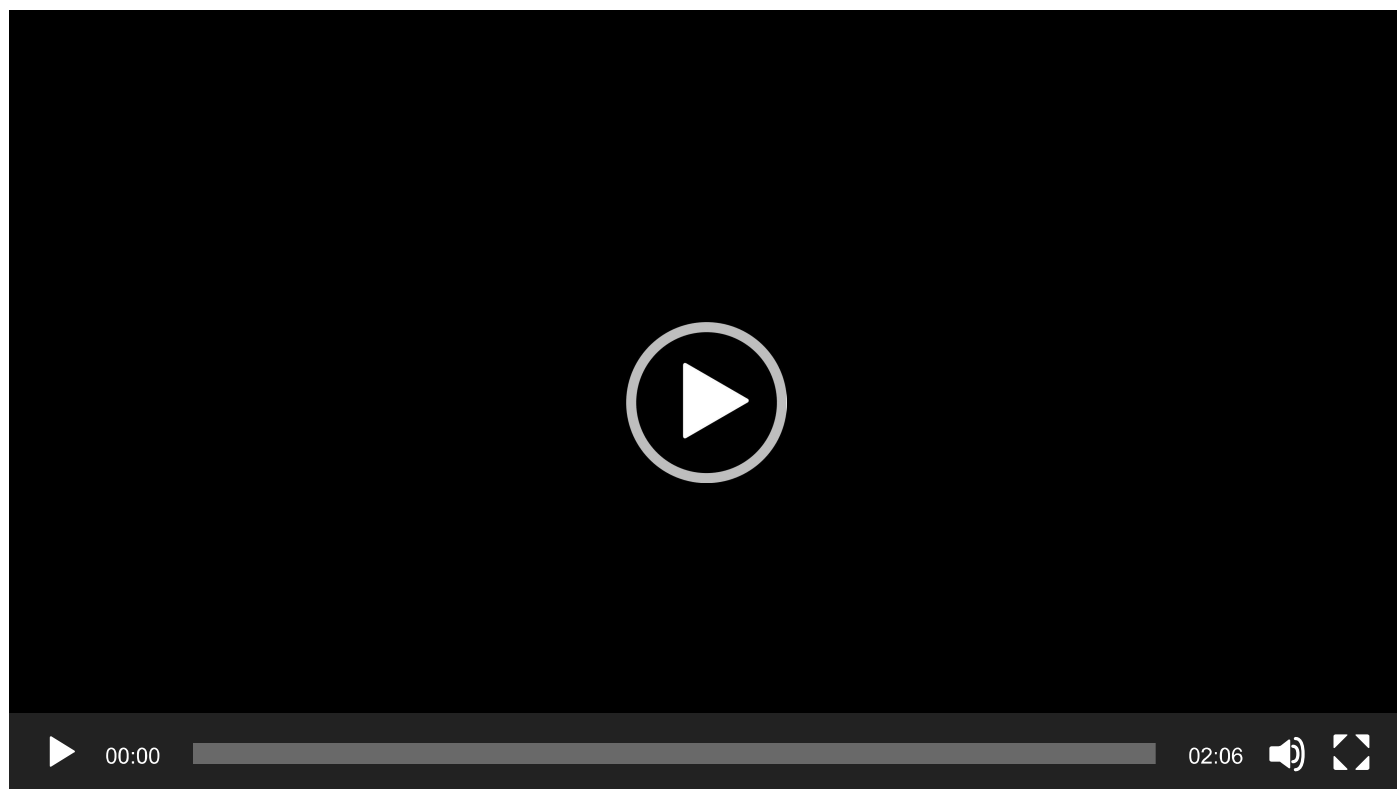
President Trump was leading big until certain Rust Belt states froze their ballot return reports. When reporting resumed, Trump began to lose steadily.

In Mexico, 1988, the PRI was losing handily until ballot returns froze, only to resume in a massive pro-PRI turnaround.

“In an autobiography that began circulating in Mexico this week, de la Madrid sheds more light on that dark night in Mexico’s history. What he reveals is not new, political analysts said. But in 850 pages, de la Madrid’s memoirs give the firmest confirmation to date of one of this country’s biggest open secrets: the presidential elections of 1988 were rigged.

Political analysts and historians have described that election as one of the most egregious examples of the fraud that allowed the Institutional Revolutionary Party to control this country for more than seven decades, and the beginning of the end of its authoritarian rule.”

Rod Blagojevich explained that there is no question that this is what is happening in Philadelphia, Milwaukee, Detroit, and other cities. “In big cities where they control the political apparatus and they control the apparatus that counts the votes, and they control the polling places and the ones who count the votes, it’s widespread and it’s deep,” Blagojevich said on Friday.



I guess even corrupt politicians who went to jail understand the impossibility that Biden outperformed Hillary Clinton in only cities located in Michigan, Pennsylvania, Georgia, and

Wisconsin. All while the GOP lost zero house races, and won 8 of 11 governors races.

As Nicaraguan dictator Anastasio Somoza once said, "Indeed, you won the elections, but I won the count."

Ballots Received After Election Day

A federal judge on Wednesday said he may call Postmaster General Louis DeJoy to testify about why the U.S. Postal Service missed an Election-Day deadline to sweep locations in several states for left behind mail-in ballots.

The order, issued by U.S. District Judge Emmet G. Sullivan, was meant to trigger sweeps of facilities in six key battleground states: Pennsylvania, Michigan, Georgia, Texas, Arizona and Florida. Some of the 12 districts included in the order have legislation against accepting ballots after midnight on **election** night.

"Now you can tell your clients this in no uncertain terms," Sullivan said in a Wednesday hearing. "I am not pleased about this 11th-hour development last night. You can tell your clients that someone may have a price to pay for that."

According to the Washington Post, more than 150,000 ballots were caught in U.S. Postal Service processing facilities and not delivered by Election Day.

In a pair of decisions, the Supreme Court on Wednesday let election officials in two key battleground states, Pennsylvania and North Carolina, accept absentee ballots for several days after Election Day.

In the Pennsylvania case, the court refused a plea from Republicans in the state that it decide before Election Day whether election officials can continue receiving absentee ballots until November 12th.

In the North Carolina case, the court let stand lower court rulings that allowed the state's board of elections to extend the deadline to nine days after Election Day, up from the three days called for by the state legislature.

On October 26th, the Supreme Court declined to extend the deadline for counting of mail-in votes in Wisconsin, a victory for Republicans who brought the legal challenge. This particular extension order originally came from a federal judge in September, a crucial point that the conservatives on the court all agreed on: federal courts shouldn't micromanage state-run elections.

The Supreme Court ordered Pennsylvania Democrats to respond by Thursday evening in a case challenging the state's three-day extension for counting mail-in ballots.

President Trump has moved to intervene in a lawsuit brought by Pennsylvania Republicans, arguing the state's Democratic Party and Secretary of State violated the law by extending the time for counting mail-in ballots to Nov. 6 at 5 p.m., despite the state legislature setting the deadline as Election Day.

The lawsuit takes issue with a state Supreme Court ruling that postmarked ballots be presumed to have been mailed before Nov. 3, even if not clearly postmarked to that effect.

North Carolina will not finish counting votes in the presidential and state elections until local elections boards process outstanding mail-in and provisional ballots next week, according to state elections officials.

The process, spelled out in state law, means the winner of North Carolina's 15 electoral votes for president likely won't be known until next Friday, Nov. 13.


The court, at Trump's request, recently issued an interim order to election boards to set aside certain mail ballots that lack identifying info for the voter, and to not count those votes until after the court rules further.

Thousands of Deceased Confirmed to Be Registered and Some Even Voting:

An observer noticed something curious about some of the names on the ballots recorded in the state of Michigan. Upon further review, one particular name out of the list, and confirmed to have cast a ballot, happened to be born in 1902 and passed away in 1984.

A pollster noticed the list and video, and used social security death index data confirming the deceased registered voter.





Here is a [list](#) of over 14,000 dead people who either voted in Wayne County (Detroit) or we're registered to vote.

Here is the [website](#) where you can verify for yourself. Note that you have to guess-check the month of birth.

Just under 10k confirmed dead returned absentee ballots in Michigan. We're done, for now.

While I'm open to the idea some of these have been rejected, I'm not open to any outright dismissal they all were rejected.

This was a small, tested listed that suggests irregs are plenty.

— Peoples_Pundit (@Peoples_Pundit) [November 8, 2020](#)

Another poll watcher who was later kicked out for taking photographs, noticed a decent sized list of Michigan residents who have also been confirmed to have cast their ballots. All of the names on the list he reviewed show their birthdate in chronological order. Apparently, there are many voters born in the early 1900's in the great lakes state.

A lawsuit filed by the Public Interest Legal Foundation (PILF) alleges that there are at least 21,000 dead people on Pennsylvania's voter rolls. The lawsuit claims that Pennsylvania failed to "reasonably maintain" their voter registration records under federal and state law in time for the 2020 presidential election.

"As of October 7, 2020, at least 9,212 registrants have been dead for at least five years, at least 1,990 registrants have been dead for at least ten years, and at least 197 registrants have been dead for at least twenty years," the lawsuit states.

"Pennsylvania still left the names of more than 21,000 dead individuals on the voter rolls less than a month before one of the most consequential general elections for federal officeholders in many years," the lawsuit continues.

According to the lawsuit, about 92 percent of the 21,000 dead people on Pennsylvania's voter rolls died sometime before October 2019. About 216 dead people show voting credits after federally listed dates of death in 2016 and 2018, the lawsuit alleges.

Studies Finds Hundreds of Thousands of Illegal Ballots, and More Votes than Existing Registered Voters:

According to CBS LA, Ellen Swensen with the Election Integrity Project California says they found more than 277,000 questionable ballots were mailed this election year in L.A. County before election day.

That's 63% of all the questionable ballots mailed statewide.

It includes more than 4,800 duplicate ballots mailed to the same person, and 728 ballots mailed to people who likely have died. In 2016 their investigation found many dead voters still registered. Now four years later, there are more.

If this is happening in LA, it's certainly happening in major cities nationwide.

In October, Judicial Watch released a comparison **study** of Census Bureau population statistics and state voter registration data to reveal a notable disparity.

The study found that 352 U.S. counties in 29 states managed to have 1.8 million more registered voters than eligible voting-age citizens.

"In other words, the registration rates of those counties exceeded 100% of eligible voters. The study found eight states showing state-wide registration rates exceeding 100% including Michigan.

Milwaukee recently 'updated' its voting data for its wards after a newspaper pointed out 7 wards had more votes than registered voters. Some voter turnouts originally showed higher than 200%.

Updated

In Nevada, lawsuits are underway regarding over 3,000 individuals who have cast their ballot illegally in the election.

A Letter to from lawyers to Attorney General Bill Barr, which included 60 pages voter records, stated that they have identified 3,062 individuals who appear to have improperly cast mail ballot in the election. We verified this by cross referencing the names and addresses of voters with National Change of Address database," said Catherine Herridge of CBS News.

MORE: Letter to AG Barr includes +60 pages voter records [@NVGOP](#) "We have identified 3,062 individuals who appear to have improperly cast mail ballot in the election. We verified this by cross referencing the names + adreses of voters with National Change of Address database"
pic.twitter.com/5V7nOhUrqF

— Catherine Herridge (@CBS_Herridge) November 6, 2020

